


Twin TIMER


Order Code

H3CR-F8 AC100-240/DC100-125


Dimensions (Unit: mm)



Front



Top view

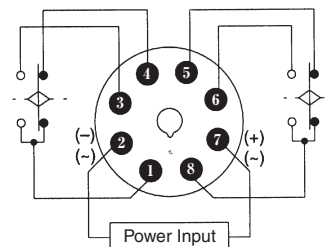


Side view

There is a case that the marks of Approval are updated.

Pin Connection

H3CR-F8 (Contact Output)

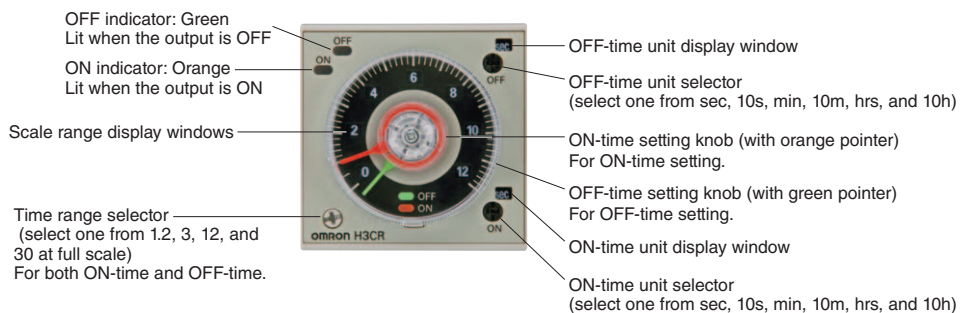


Technical criteria

Rated supply voltage	100 to 240 VAC (50/60 Hz) or 100 to 125 VDC
Reset Power Off time	0.1 s min
Operating Temperature	-10 to 55 °C
Signal Input type	—
Start Signal input time	—
Output	Contact Output: Time limit contact (DPDT) 5A at 250 VAC/30 VDC, 0.15A at 125 VDC, resistive load (cosφ = 1) Minimum applied load: 10mA at 5 VDC (failure level: P, reference value) Contact materials: Ag-alloy
Time Setting Error	±0.2% Full Scale max. (±0.2%·10 ms max. in a range of 1.2 s or 3 s)
Operating mode	Twin Timers: Flicker OFF start
Safety Standards	UL 508, CSA C22.2 No.14 CCC CE Marking under EN 61812-1, IEC 60664-1 Marine Approvals (NK, Lloyds)

For the most recent information on models that have been certified for safety standards, refer to your OMRON website.

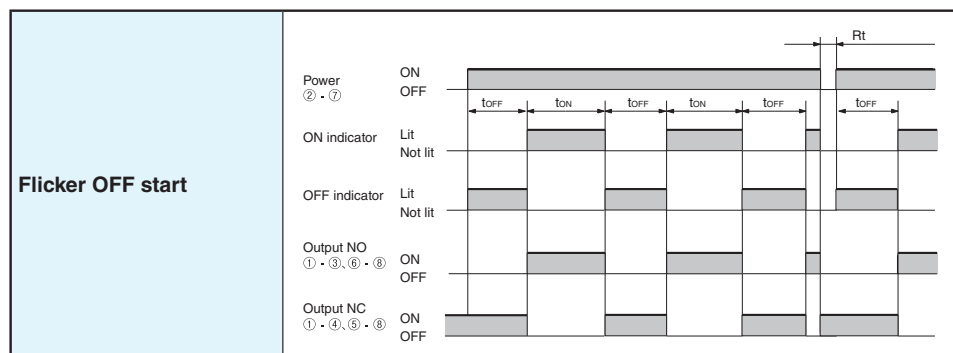
Nomenclature



Time range

Time unit	sec (second)	10s (x 10 seconds)	min (minute)	10m (x 10 minutes)	hrs (hour)	10h (x 10 hours)	
Full scale setting	1.2	0.05 to 1.2	1.2 to 12	0.12 to 1.2	1.2 to 12	0.12 to 1.2	1.2 to 12
	3	0.3 to 3	3 to 30	0.3 to 3	3 to 30	0.3 to 3	3 to 30
	12	1.2 to 12	12 to 120	1.2 to 12	12 to 120	1.2 to 12	12 to 120
	30	3 to 30	30 to 300	3 to 30	30 to 300	3 to 30	30 to 300

Timing Chart



ton: ON set time
toff: OFF set time

- Note:**
1. Allow a timer reset time (Rt) of 0.1 s or longer
 2. When the setting dial is turned all the way past 0 for instantaneous output, "t" (set time) in the above time chart is 0-sec operation.

Accessories

DIN rail Mount Socket P2CF-08-E/P2CF-11-E	On-panel Mount Socket P3G-08/P3GA-11	On-panel Mounting Adaptor Y92F-30	Hard protect Cover Y92A-48B	Water Proof Cover (IP66) Y92A-48N
---	--	---	---	---

OMRON Corporation Industrial Automation Company
Kyoto, JAPAN

Contact: www.ia.omron.com

Regional Headquarters

OMRON EUROPE B.V.

Wegalaan 67-69, 2132 JD Hoofddorp
The Netherlands
Tel: (31) 2356-81-300/Fax: (31) 2356-81-388
<https://industrial.omron.eu/en/home>

OMRON ELECTRONICS

Burhaniye Mah. Tunuslu Mahmut Paşa Cad. No:10
34676 Üsküdar, İstanbul
Tel: (90) 216-556-5130/Fax: (90) 216-556-5160
<https://industrial.omron.com.tr>

© OMRON Corporation 2018 All Rights Reserved.
In the interest of product improvement,
specifications are subject to change without notice.

Cat. No. L147-E1-01

0318 (0318)